



युवा कार्यक्रम
एवं खेल मंत्रालय
MINISTRY OF
**YOUTH AFFAIRS
AND SPORTS**
सत्यमेव जयते



Welcome to



MERA YUVA BHARAT

An initiative with focus on Youth Led Development in India



युवा कार्यक्रम
एवं खेल मंत्रालय
MINISTRY OF
**YOUTH AFFAIRS
AND SPORTS**



Login Process

Navigate to Login Page



युवा कार्यक्रम
एवं खेल मंत्रालय
MINISTRY OF
YOUTH AFFAIRS
AND SPORTS



- Visit <https://www.mybharat.gov.in/>

Click on “Login” Button



युवा कार्यक्रम
एवं खेल मंत्रालय
MINISTRY OF
**YOUTH AFFAIRS
AND SPORTS**



Login Using Mobile Number

Step 1 Enter Mobile Number



- Enter your registered **Mobile Number**
- Check the box **“Terms of Use”**
- Click **“Sign In”**

The diagram illustrates the state change of the 'Terms of Use' checkbox. On the left, the checkbox is unselected. An arrow points to the right, where the checkbox is now selected. The form fields and tabs remain the same.

Mobile Username Others

Mobile*

I consent to terms of use.

Mobile Username Others

Mobile*

I consent to terms of use.

The screenshot shows the 'Sign In to your account' form. The 'Mobile' tab is selected. The 'Mobile*' field is empty. Below it, a red error message states 'Phone number should be 10 digit number.' The 'I consent to terms of use.' checkbox is checked. The 'Sign In' button is visible at the bottom.

Sign In to your account

Mobile Username Email Others

Mobile*

Phone number should be 10 digit number.

I consent to terms of use.

Sign In

Step 2 Enter the OTP



युवा कार्यक्रम
एवं खेल मंत्रालय
MINISTRY OF
YOUTH AFFAIRS
AND SPORTS



- Enter the OTP
- Click “**Sign In**” again

Verify OTP

An OTP is sent to your registered mobile (xxxxxx5811).
OTP will be valid for 10 Minutes.

Resend OTP in 00:58

Sign In

Successfully Logged In

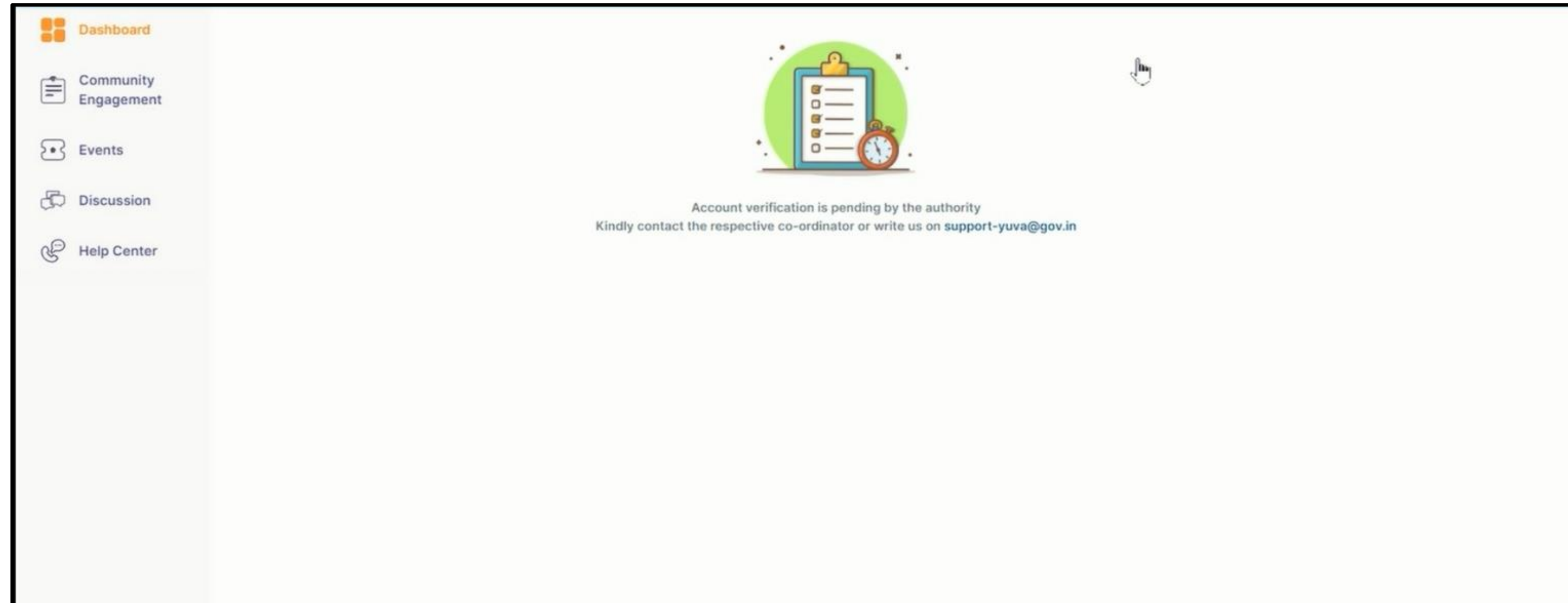


युवा कार्यक्रम
एवं खेल मंत्रालय
MINISTRY OF
YOUTH AFFAIRS
AND SPORTS



Congratulations!

You've successfully logged into the **Mera Yuva Bharat** portal.





युवा कार्यक्रम
एवं खेल मंत्रालय
MINISTRY OF
**YOUTH AFFAIRS
AND SPORTS**



Login Using Username & PIN

Step 1 Select Username



युवा कार्यक्रम
एवं खेल मंत्रालय
MINISTRY OF
YOUTH AFFAIRS
AND SPORTS



To Sign in with username select the “Username” as shown in image.

Sign In to your account

Mobile **Username** Email Others

 I consent to [terms of use](#).

Sign In

[Return to MYBharat](#)

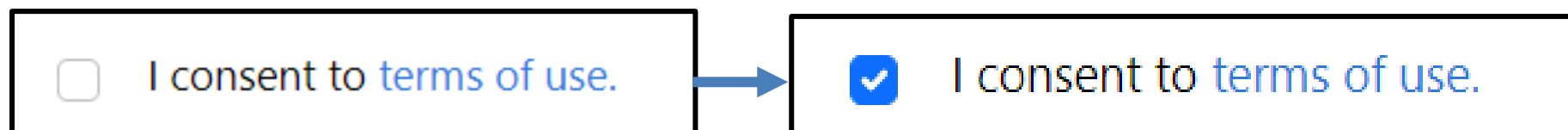
Step 2 Enter Username & PIN



युवा कार्यक्रम
एवं खेल मंत्रालय
MINISTRY OF
YOUTH AFFAIRS
AND SPORTS



- Enter your Username
- Check the Consent Box
- Click "Sign In"



Sign In to your account

Mobile **Username** Email Others

 I consent to [terms of use](#).

[Return to MYBharat](#)

Successfully Logged In

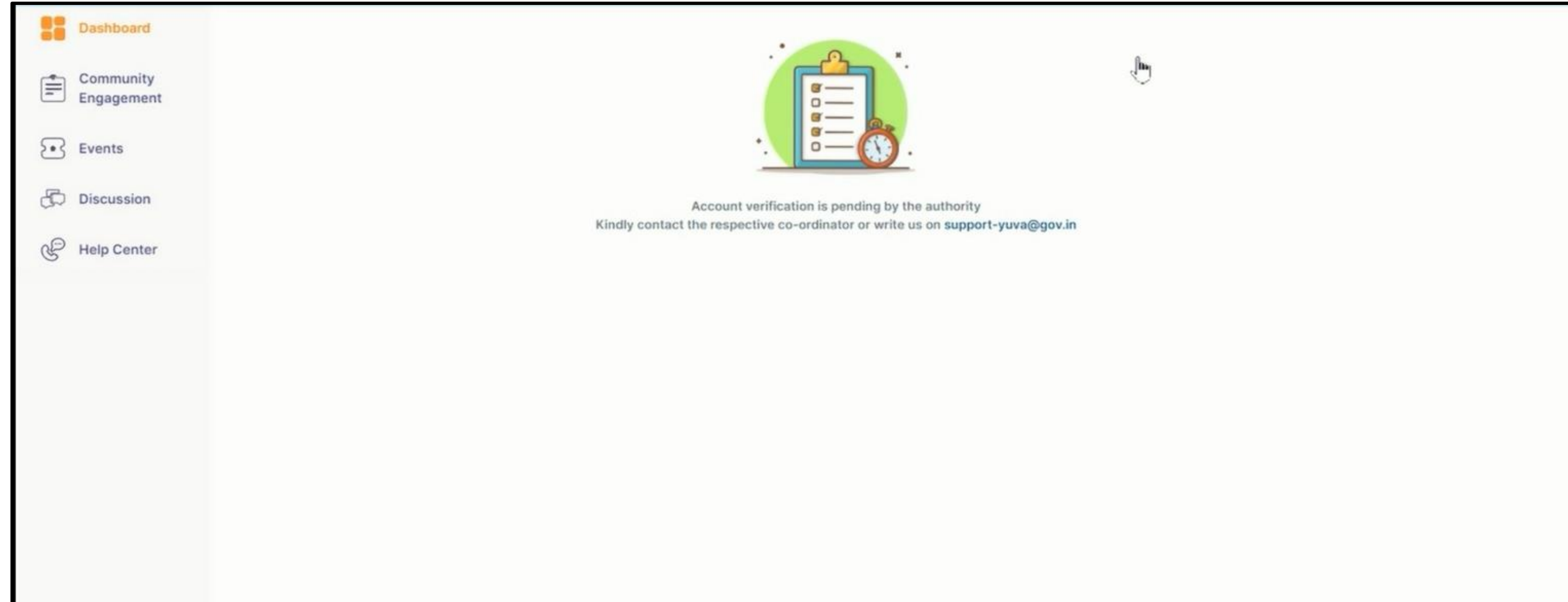


युवा कार्यक्रम
एवं खेल मंत्रालय
MINISTRY OF
YOUTH AFFAIRS
AND SPORTS



Congratulations!

You've successfully logged into the **Mera Yuva Bharat** portal.





युवा कार्यक्रम
एवं खेल मंत्रालय
MINISTRY OF
**YOUTH AFFAIRS
AND SPORTS**



Login Using Email

Step 1 Select Email



युवा कार्यक्रम
एवं खेल मंत्रालय
MINISTRY OF
YOUTH AFFAIRS
AND SPORTS



To Sign in with Email select the “**Email**” as shown in image.

Sign In to your account

Mobile Username **Email** Others

I consent to [terms of use](#).

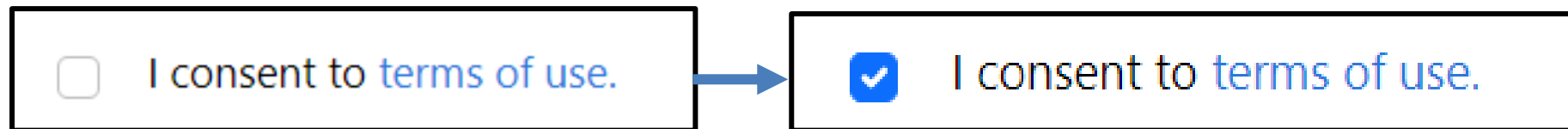
Sign In

[Return to MYBharat](#)

Step 2 Enter Email ID



- Enter your Registered Email Id
- Click "Sign In"



The screenshot shows a web form titled "Sign In to your account". At the top, there are four tabs: "Mobile", "Username", "Email", and "Others". The "Email" tab is selected and highlighted in blue. Below the tabs is a text input field containing "example@gmail.com". Underneath the input field is a checkbox that is currently unchecked, with the text "I consent to terms of use." next to it. Below the checkbox is a large green button labeled "Sign In". At the bottom of the form, there is a link that says "Return to MYBharat".

Step 3 Enter OTP & Sign In



युवा कार्यक्रम
एवं खेल मंत्रालय
MINISTRY OF
YOUTH AFFAIRS
AND SPORTS



- Enter the OTP
- Click “**Sign In**” again

Verify OTP

Meripehchaan has sent you an OTP to your email (akXXXXXdc@gmail.com). OTP will be valid for 10 Minutes.

Resend OTP in 00:57

Sign In

Successfully Logged In



युवा कार्यक्रम
एवं खेल मंत्रालय
MINISTRY OF
YOUTH AFFAIRS
AND SPORTS



Congratulations!

You've successfully logged into the **Mera Yuva Bharat** portal.

The screenshot shows the Mera Yuva Bharat portal dashboard. On the left, there is a sidebar menu with the following items: Dashboard, Community Engagement, Events, Discussion, and Help Center. The main content area displays a message: "Account verification is pending by the authority. Kindly contact the respective co-ordinator or write us on support-yuva@gov.in". Above the message is an illustration of a clipboard with a checklist and a clock.



युवा कार्यक्रम
एवं खेल मंत्रालय
MINISTRY OF
**YOUTH AFFAIRS
AND SPORTS**



Event Publishing

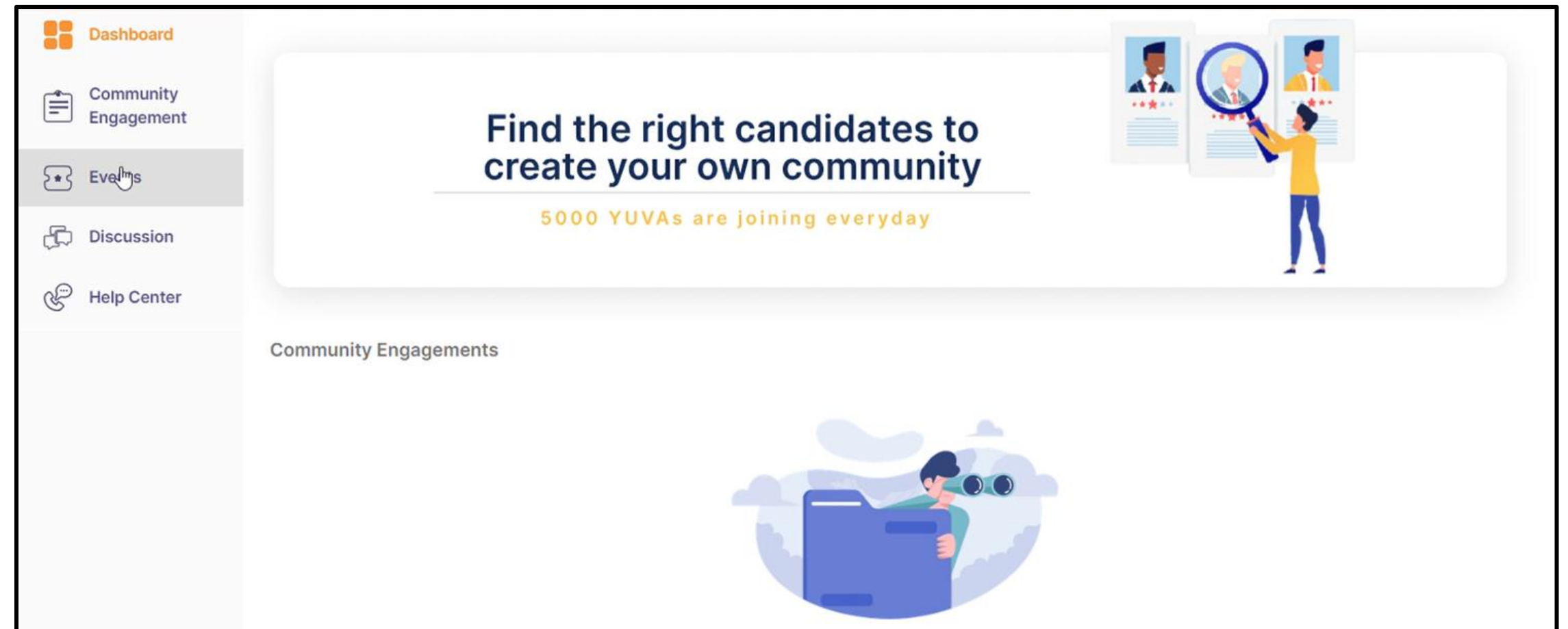
Step 1 Select "Events"



युवा कार्यक्रम
एवं खेल मंत्रालय
MINISTRY OF
YOUTH AFFAIRS
AND SPORTS



- After login the Dashboard Appears
- Click on "Events"



Step 2 Navigate to "Add Events Page"



युवा कार्यक्रम
एवं खेल मंत्रालय
MINISTRY OF
YOUTH AFFAIRS
AND SPORTS



Events

[All](#) [Live](#) [Hold](#) [Pending for Approval](#) [Cancelled](#)

[+ Add Event](#)

No Events found for your State/UT

Click on "+Add Events" Button



Step 3 Fill the details of Events



Fill in all the required details of the Events. For Example:

- Event Type
- Event Name
- Partner Name
- Highlights
- About Event
- No. of Days
- Last date to show interest
- Event Time & Dates
- Event Age Group
- Activity Lineup

The screenshot shows the 'Add Event' form in the My Bharat portal. The form is titled 'Add Event' and contains a 'Basic Details' section. It includes fields for 'Event Type' (with radio buttons for Yuva Utsav, Yuva Samvaad, Mission Life, Youth Festival, and Others), 'Event Name' (text input), 'Partner Type' (dropdown), 'Partner Name' (text input), 'Highlights' (text input), and 'Event Description' (text input). A 'Welcome Savita' notification is visible in the top right corner.

This will be the final step of creating an account as a NSS.



युवा कार्यक्रम
एवं खेल मंत्रालय
MINISTRY OF
**YOUTH AFFAIRS
AND SPORTS**



Post - Event

Step 1 Navigate to Events



युवा कार्यक्रम
एवं खेल मंत्रालय
MINISTRY OF
YOUTH AFFAIRS
AND SPORTS



Click on “Events”



Events

All Live Hold

Youth Fest 2023

AGRA, UTTAR PRADESH

01 November 2023 - 06 November 2023 | 04:01 pm

15-29 years

Last Date : 06 November, 2023

Edit Event Add Gallery

Step 2 Add Files to Gallery & Publish



Upload the files (Photos/Videos)
and click “**Publish**”

← Add Gallery

Event publisher can add images and videos from the events in the gallery.

Upload Images

Drag and Drop files to upload
Or
[Browse](#)
Supported files: Jpeg, JPG, PNG
Image size : Max 500kb

Upload Videos

Please Enter YouTube Video URL [Add](#)

[Publish](#)



युवा कार्यक्रम
एवं खेल मंत्रालय
MINISTRY OF
**YOUTH AFFAIRS
AND SPORTS**



Event Creation

(Youth User Manual w.r.t apply in Events)

Step 1 Finding Add Event



युवा कार्यक्रम
एवं खेल मंत्रालय
MINISTRY OF
YOUTH AFFAIRS
AND SPORTS



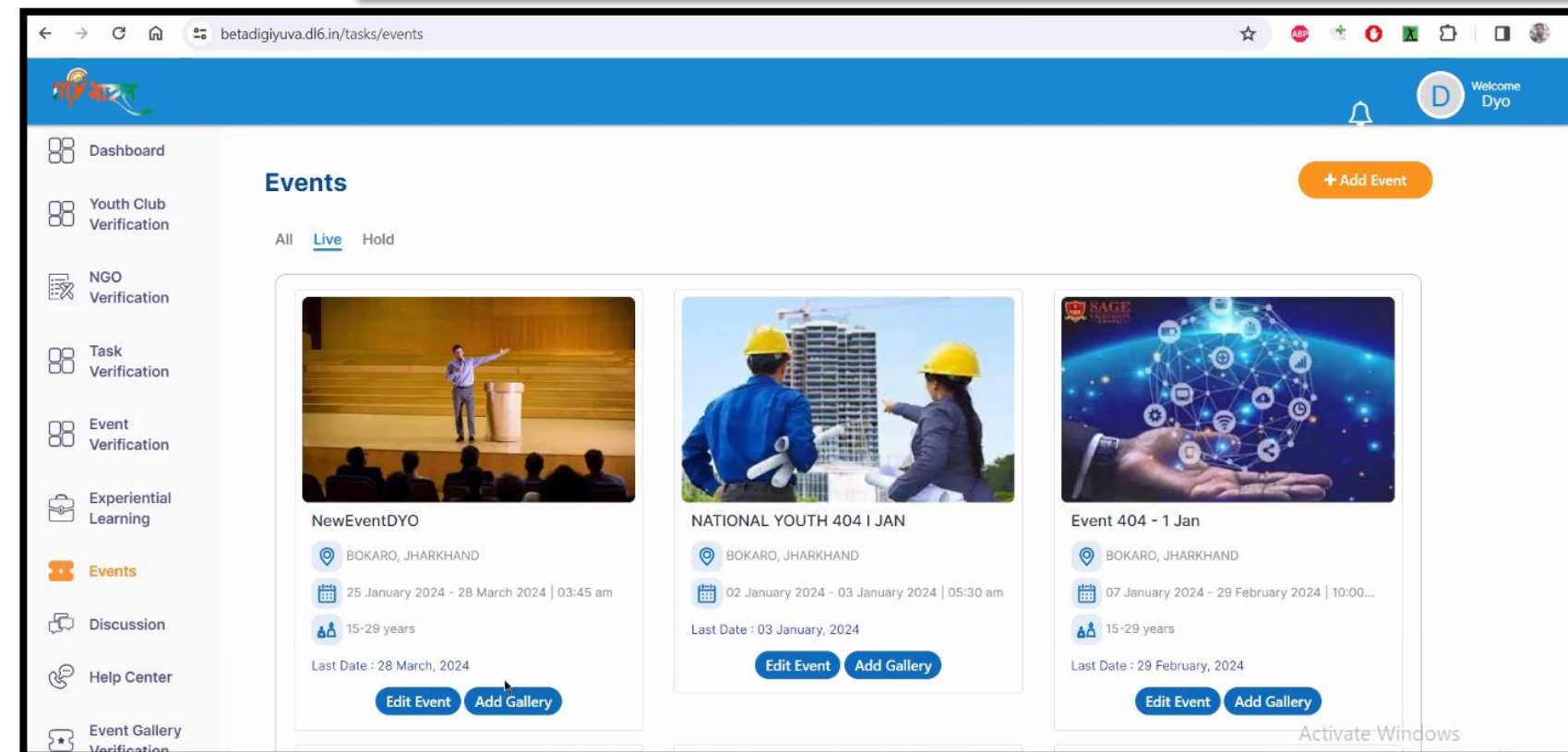
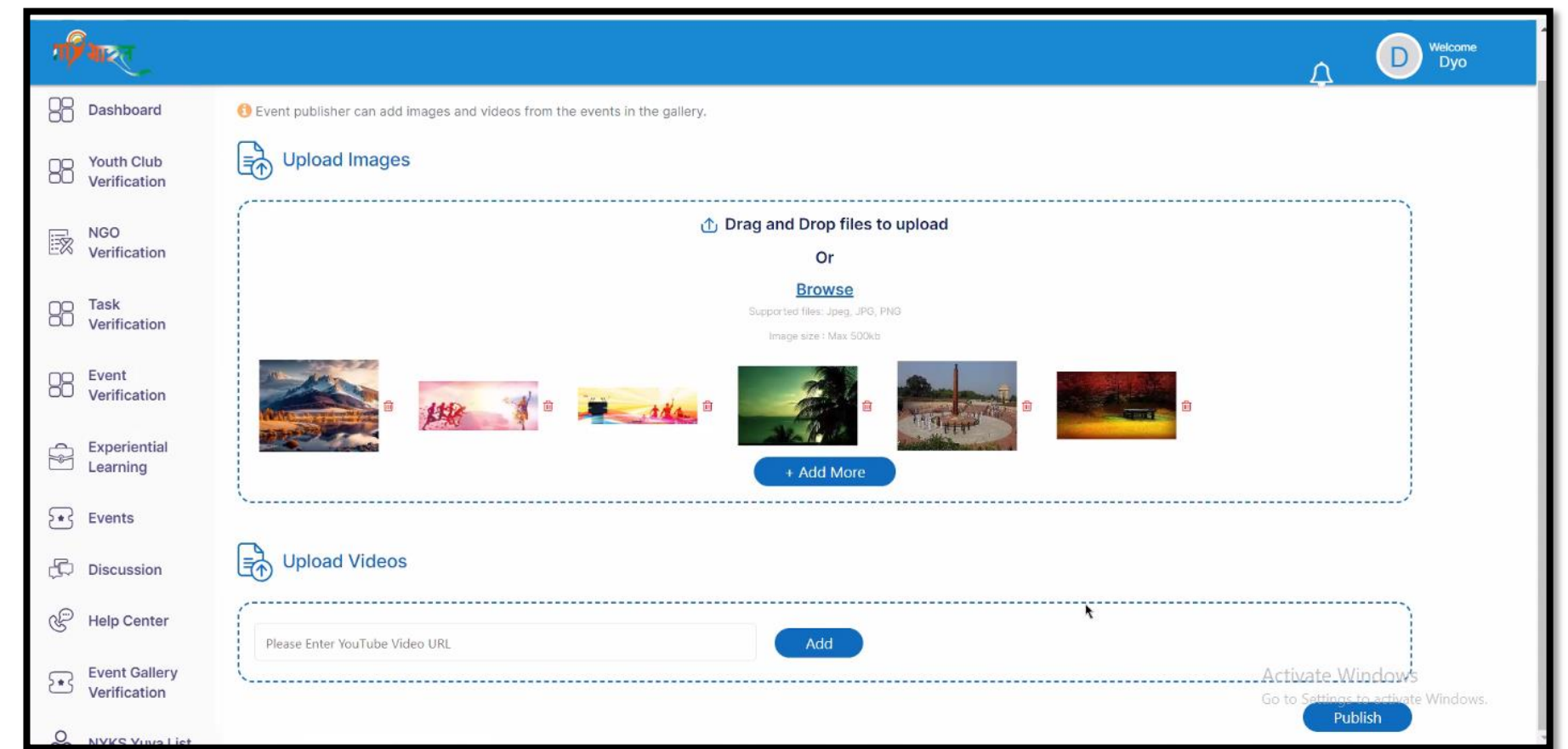
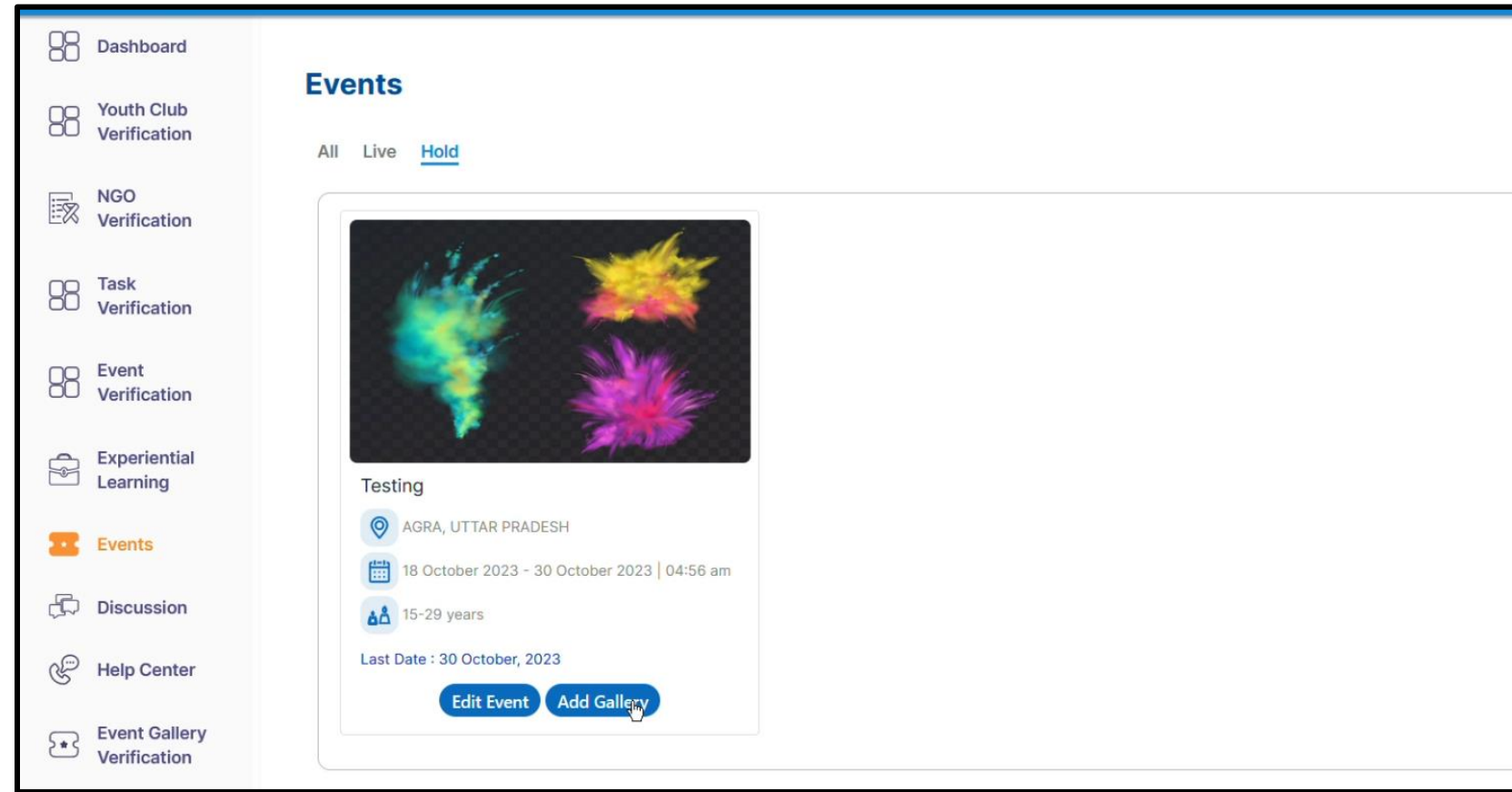
- Click “**Events**” and
- Click “**+Add Event**”

Step 2 Enter Basic Details



- Enter the “**Basic Details**” In the respective places
- Upload your “**Logo / Image**”
- Click “**Save as Draft**”.

Step 3 Uploading Images and Videos



• Event Publish

- Click “Add Gallery”
- Upload “Images and Videos”
- Click “Publish”.



युवा कार्यक्रम
एवं खेल मंत्रालय
MINISTRY OF
**YOUTH AFFAIRS
AND SPORTS**



Youth Participation in Events created by NSS

Step 1 Navigate to "Events"



युवा कार्यक्रम
एवं खेल मंत्रालय
MINISTRY OF
YOUTH AFFAIRS
AND SPORTS



Go to "Events"

The screenshot shows the Yuva portal dashboard. On the left is a navigation menu with the following items: Dashboard, Experiential Learning, Events (highlighted with a hand cursor), Community Engagement, Discussion, Help Center, and Calendar. The main content area features a yellow banner for profile completion with a progress indicator showing 98% and a 'Complete Profile' button. Below this is a blue banner with the text 'Share. Earn. Explore. Making an impact with Yuva' and an illustration of people. On the right, there is an 'Events' section with a 'View All' link and a list of four events: Youth Fest 2023 AGRA, Amrit Kalash Yatra - Baghpat Block, Amrit Kalash Yatra in Aminagar Sarai, Pilan..., and Amrit Kalash Yatra in Village Arifpur Kheri,...

Step 2 Selecting the Event



युवा कार्यक्रम
एवं खेल मंत्रालय
MINISTRY OF
YOUTH AFFAIRS
AND SPORTS



Select the relevant Events you wish to participate in.

Events

- Dashboard**
- Experiential Learning**
- Events**
- Community Engagement**
- Discussion**
- Help Center**
- Calendar**

Youth Fest 2023
AGRA , UTTAR PRADESH
01 November 2023 - 06...
15-29 years
Last Date : 06 November, 2023

Amrit Kalash Yatra - Baghpat...
BAGHPAT , UTTAR PRADESH
18 October 2023 | 10:00 am
15-29 years
Last Date : 18 October, 2023

Amrit Kalash Yatra In...
BAGHPAT , UTTAR PRADESH
13 September 2023 | 04:00 pm
15-29 years
Last Date : 13 September, 2023

Step 3 Joining the Event



युवा कार्यक्रम
एवं खेल मंत्रालय
MINISTRY OF
YOUTH AFFAIRS
AND SPORTS



Click on “Join Event”

The screenshot displays the 'Event Details' page for 'Youth Fest 2023'. On the left is a navigation menu with options: Dashboard, Experiential Learning, Events, Community Engagement, Discussion, Help Center, and Calendar. The main content area shows the event title 'Youth Fest 2023' with a share icon, the organizing body 'Ministry Of Youth Affairs and Sports, Government of India', and categories: Cultural, Photography, Declamation, Painting, and Writing. The event date is 'Wednesday, 01 November 2023 | 04:01' and the target audience is '15-29 years'. The location is 'D E I Exhibition Ground, AGRA, UTTAR PRADESH'. Under 'Event Highlights', it mentions '★ 6 Days festival & all India Participation'. The 'Last date to show interest' is 'Sunday, 29 October 2023'. At the bottom, there is a prominent orange 'Join Event' button with a hand cursor pointing to it.

Step 4 Confirm your Attendance



युवा कार्यक्रम
एवं खेल मंत्रालय
MINISTRY OF
YOUTH AFFAIRS
AND SPORTS



Click on “I am Attending” Button

← Event Details

Youth Fest 2023
Ministry Of Youth Affairs and Sports , Government of India

Cultural Photography Declamation Painting Writing

Wednesday, 01 November 2023 | 04:01 | 15-29 years

D E I Exhibition Ground, AGRA, UTTAR PRADESH

Event Highlights
★ 6 Days festival & all India Participation

Last date to show interest
Sunday, 29 October 2023

I am attending

About



युवा कार्यक्रम
एवं खेल मंत्रालय
MINISTRY OF
YOUTH AFFAIRS
AND SPORTS



Event Report/Photos uploading by NSS (Post -Event)

Step 1 Navigate to Events



Click on “Events”



Events

All Live Hold

युवा

Youth Fest 2023

AGRA, UTTAR PRADESH

01 November 2023 - 06 November 2023 | 04:01 pm

15-29 years

Last Date : 06 November, 2023

Edit Event Add Gallery

Step 2 Add Files to Gallery & Publish



Upload the files and click
“Publish”

← Add Gallery

Event publisher can add images and videos from the events in the gallery.

Upload Images

Drag and Drop files to upload

Or

[Browse](#)

Supported files: .jpeg, .jpg, .png
Image size: Max 500kb

Upload Videos

Please Enter YouTube Video URL

Add

Publish

Dashboard

Youth Club Verification

NGO Verification

Task Verification

Event Verification

Experiential Learning

Events

Discussion

Help Center

Event Gallery Verification

NYKS Year List

Event publisher can add images and videos from the events in the gallery.

Upload Images

Drag and Drop files to upload

Or

[Browse](#)

Supported files: .jpeg, .jpg, .png
Image size: Max 500kb

+ Add More

Upload Videos

Please Enter YouTube Video URL

Add

Activate Windows
Go to Settings to activate Windows.

Publish

THANK YOU